



## IVISAN, CAPIZ - HSWG Partner Reporting

### Recovery Shelter Activities (as of 06-OCT-2014)

The graphs shown below represent the sum of households who have received (HH reached) or who will receive (HH targeted or underway) recovery shelter support by HSWG partner agencies. Numbers reached are those reported to the HSWG by 6th October 2014. Household number do not represent the total needs by Barangay - for this, consult with relevant Barangay or Municipality. PLEASE NOTE - scale differs in each graph.

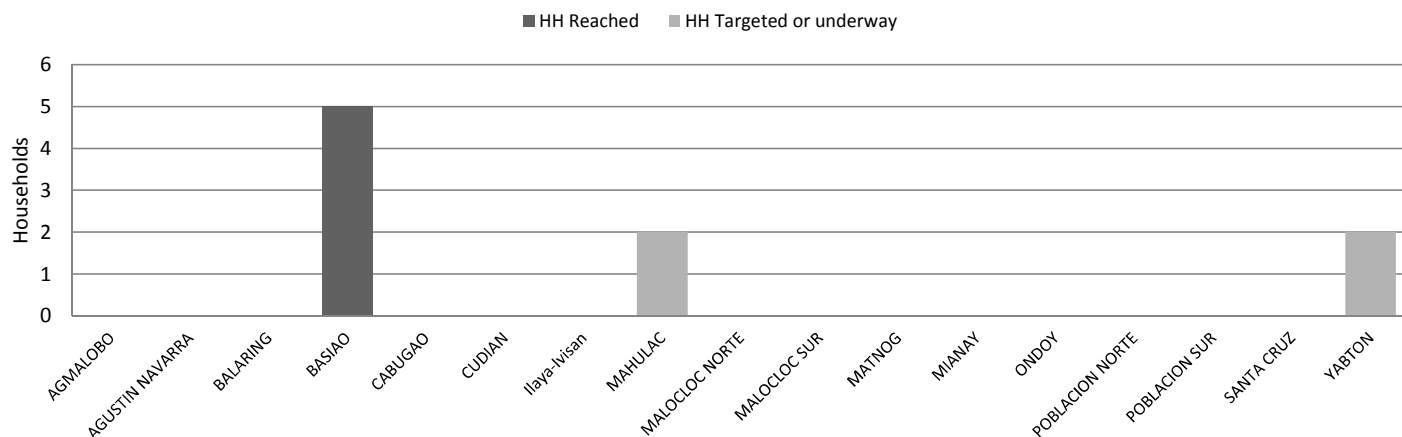
For explanation of intervention types, please see **Shelter Cluster Recovery guidelines:**

<https://www.sheltercluster.org/Asia/Philippines/Typhoon%20Haiyan%202013/Documents/Recovery%20Shelter%20Guidelines.pdf>

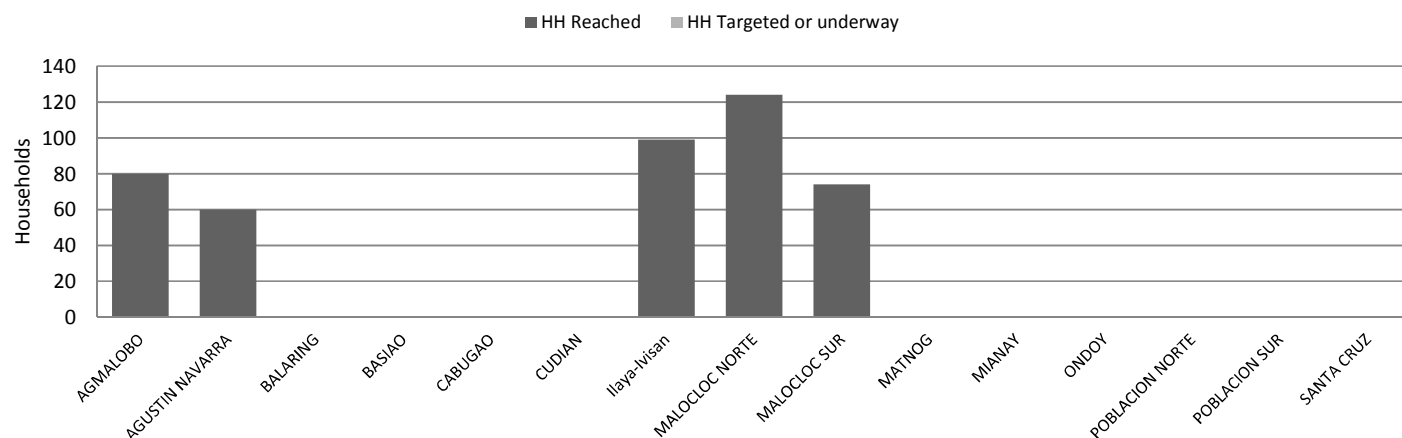
The full data set of HSWG data can be found here:

<https://www.sheltercluster.org/Asia/Philippines/Typhoon%20Haiyan%202013/Documents/20141003%20HSWG%20Database%20for%20website.xlsx>

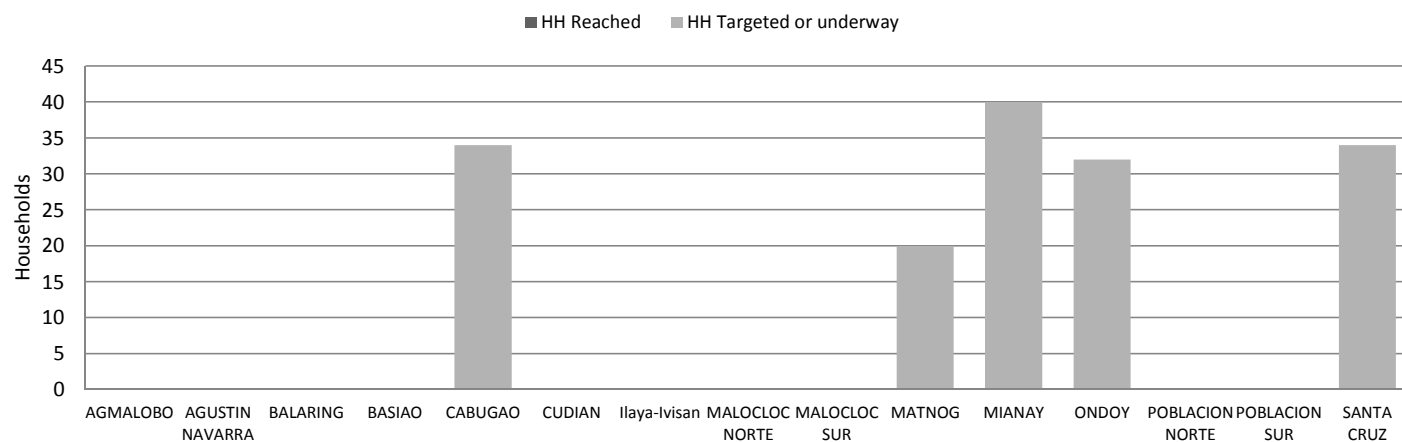
**Repairs & Retrofit - Support for Self Recovery Shelter Kit**



**Repairs & Retrofit - Minor & Major Repairs**



**Core House**





## IVISAN - HSWG Partner reporting

### Recovery Shelter activities (as of 06-OCT-2014)

#### Interventions By AGENCIES

The data shown below represent the sum of households who have received (HH reached) or who will receive (HH targeted or underway) recovery shelter support by HSWG partner agencies. Numbers reached are those reported to the HSWG by 6th October 2014. The full data set of HSWG data can be found [here](https://www.sheltercluster.org/Asia/Philippines/Typhoon%20Haiyan%202013/Documents/20141003%20HSWG%20Database%20for%20website.xlsb):

<https://www.sheltercluster.org/Asia/Philippines/Typhoon%20Haiyan%202013/Documents/20141003%20HSWG%20Database%20for%20website.xlsb>

Agency	Temporary Shelter		Repairs & Retrofit		Core House		Permanent House		Total HH Reached	Total HH Targeted
	HH Reached	HH Targeted	HH Reached	HH Targeted	HH Reached	HH Targeted	HH Reached	HH Targeted		
CapizNED				5		9			5	9
IOM			437	437	0	0			437	437
PRC - Hong Kong Red Cross					0	160			0	160
<b>Grand Total</b>			<b>442</b>	<b>446</b>	<b>0</b>	<b>160</b>			<b>442</b>	<b>606</b>



## IVISAN - HSWG Partner reporting

### Recovery Shelter activities (as of 06-OCT-2014)

#### Interventions By BARANGAYS

The data shown below represent the sum of households who have received (HH reached) or who will receive (HH targeted or underway) recovery shelter support by HSWG partner agencies. Numbers reached are those reported to the HSWG by 6th October 2014. The full data set of HSWG data can be found [here](https://www.sheltercluster.org/Asia/Philippines/Typhoon%20Haiyan%202013/Documents/20141003%20HSWG%20Database%20for%20website.xlsx):

<https://www.sheltercluster.org/Asia/Philippines/Typhoon%20Haiyan%202013/Documents/20141003%20HSWG%20Database%20for%20website.xlsx>

Barangay	Temporary Shelter		Repairs & Retrofit		Core House		Permanent House		Total HH Reached	Total HH Target
	HH Reached	HH Target	HH Reached	HH Target	HH Reached	HH Target	HH Reached	HH Target		
AGMALOBO			80	80					80	80
AGUSTIN NAVARRA			60	60					60	60
BALARING										
BASIAO			5	5					5	5
CABUGAO					0	34			0	34
CUDIAN										
Ilaya-Ivisan			99	99	0	0			99	99
MAHULAC			0	2					0	2
MALOCLOC NORTE			124	124					124	124
MALOCLOC SUR			74	74					74	74
MATNOG					0	20			0	20
MIANAY					0	40			0	40
ONDOY					0	32			0	32
POBLACION NORTE										
POBLACION SUR										
SANTA CRUZ					0	34			0	34
YABTON			0	2					0	2
<b>Grand Total</b>			<b>442</b>	<b>446</b>	<b>0</b>	<b>160</b>			<b>442</b>	<b>606</b>



## IVISAN - HSWG Partner reporting

**Recovery Shelter activities (as of 06-OCT-2014)**
**Interventions By BARANGAYS & AGENCIES**

The data shown below represent the sum of households who have received (HH reached) or who will receive (HH targeted or underway) recovery shelter support by HSWG partner agencies. Numbers reached are those reported to the HSWG by 6th October 2014. The full data set of HSWG data can be found here:

<https://www.sheltercluster.org/Asia/Philippines/Typhoon%20Haiyan%202013/Documents/20141003%20HSWG%20Database%20for%20website.xlsb>

Barangays & Agency	Temporary Shelter		Repairs & Retrofit		Core House		Permanent House		Total HH Reached	Total HH Target
	HH Reached	HH Target	HH Reached	HH Target	HH Reached	HH Target	HH Reached	HH Target		
<b>AGMALOBO</b>			80	80					80	80
IOM			80	80					80	80
<b>AGUSTIN NAVARRA</b>			60	60					60	60
IOM			60	60					60	60
<b>BALARING</b>										
<b>BASIAO</b>			5	5					5	5
CapizNED			5	5					5	5
<b>CABUGAO</b>					0	34			0	34
PRC - Hong Kong Red Cross					0	34			0	34
<b>CUDIAN</b>										
<b>Ilaya-Ivisan</b>			99	99	0	0			99	99
IOM			99	99	0	0			99	99
<b>MAHULAC</b>			0	2					0	2
CapizNED			0	2					0	2
<b>MALOCLOC NORTE</b>			124	124					124	124
IOM			124	124					124	124
<b>MALOCLOC SUR</b>			74	74					74	74
IOM			74	74					74	74
<b>MATNOG</b>					0	20			0	20
PRC - Hong Kong Red Cross					0	20			0	20
<b>MIANAY</b>					0	40			0	40
PRC - Hong Kong Red Cross					0	40			0	40
<b>ONDOY</b>					0	32			0	32
PRC - Hong Kong Red Cross					0	32			0	32
<b>POBLACION NORTE</b>										
<b>POBLACION SUR</b>										
<b>SANTA CRUZ</b>					0	34			0	34
PRC - Hong Kong Red Cross					0	34			0	34
<b>YABTON</b>			0	2					0	2
CapizNED			0	2					0	2
<b>Grand Total</b>			442	446	0	160			442	606